

SuperFlow

User manual **English**



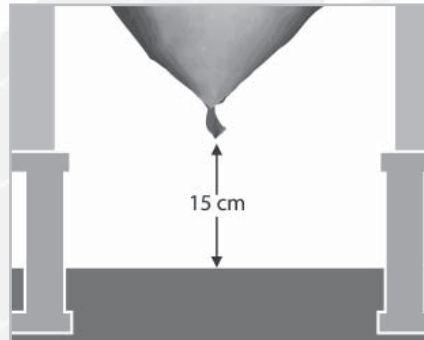
SYNPACK

info@synpack.nl

www.synpack.nl




1. Open the valve to inflate the CairgoBag.



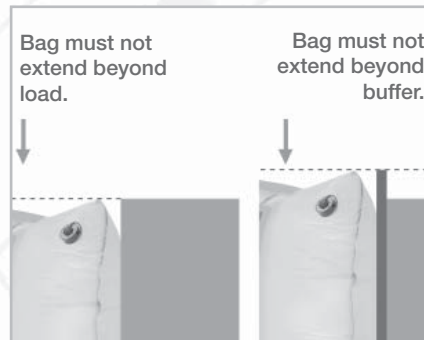
2. Position the CairgoBag at least 15 cm. above the floor to keep it from rubbing in transit.



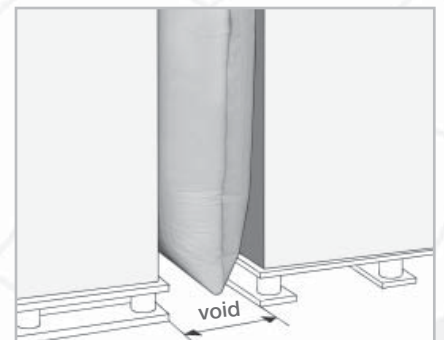
3. Inflation: when air blows out of the back of the inflator, the desired pressure has been reached.




4. Remove the inflator and attach the valve cap. Ensure that the cap is tightly secured.




5. Buffer material should extend slightly beyond the load.



6. Sizes in cm.:
Bag width 60 75 90 120 150
Max. void width 25 30 35 45 55



7. Unscrew the cap for deflation.



8. To reposition or deflate the CairgoBag press the flapper to release air.



9. Store the dunnage bag with closed valve.